

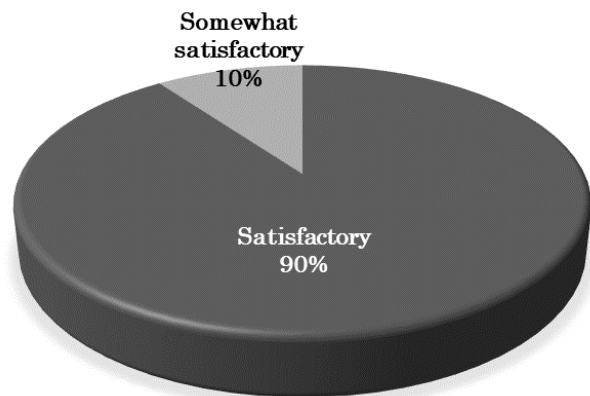
JAPAN-US FORUM 2023

Questionnaire Report

Questionnaire survey was conducted on 55 participants at the venue. (10 respondents)
(591 people watched the conference live streaming)

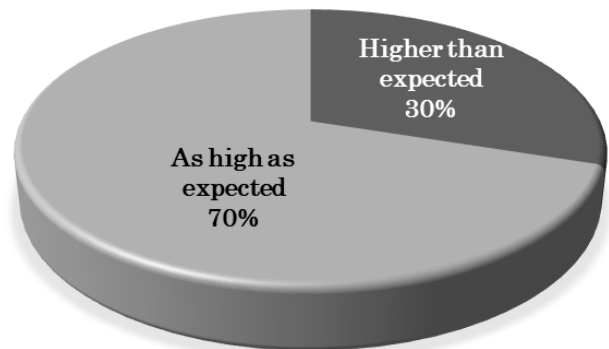
1. Overall Evaluation of the Forum

Evaluation	%
Satisfactory	90%
Somewhat satisfactory	10%
Somewhat unsatisfactory	0%
Unsatisfactory	0%



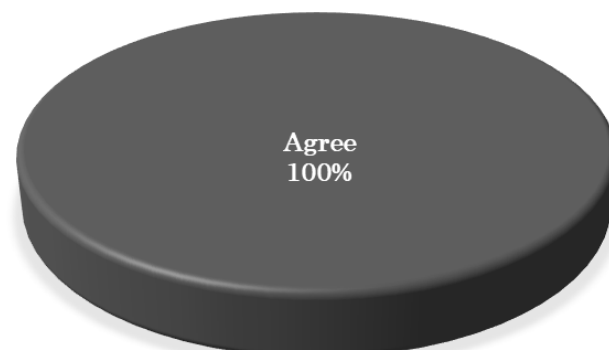
2. Evaluation of the Quality of the Forum as compared with your expectation

Evaluation	%
Higher than expected	30%
As high as expected	70%
As low as expected	0%
Lower than expected	0%



3. Were the topics timely and relevant to the issues of the day?

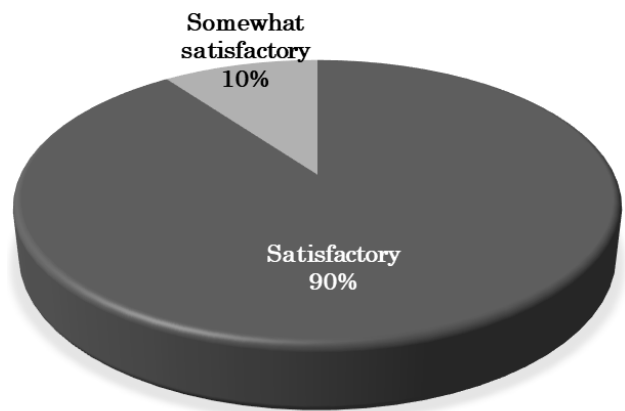
Evaluation	%
Agree	100%
Somewhat agree	0%
Somewhat disagree	0%
Disagree	0%



4. Panel by Panel Evaluation

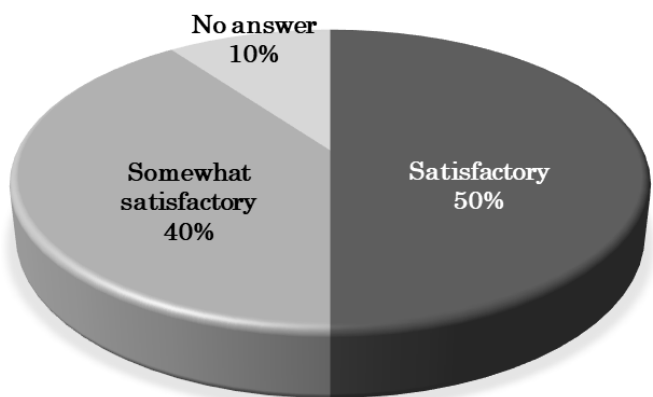
Panel 1

Evaluation	%
Satisfactory	90%
Somewhat satisfactory	10%
Somewhat unsatisfactory	0%
Unsatisfactory	0%
No answer	0%



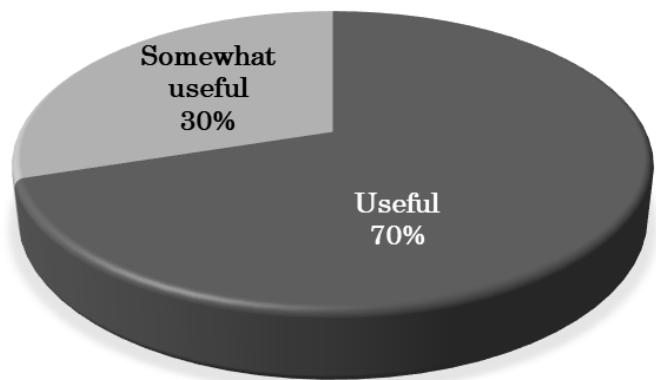
Panel 2

Evaluation	%
Satisfactory	50%
Somewhat satisfactory	40%
Somewhat unsatisfactory	0%
Unsatisfactory	0%
No answer	10%



5. Were today's discussions useful for your work/research?

Evaluation	%
Useful	70%
Somewhat useful	30%
Somewhat useless	0%
Useless	0%



6. Any other comments/suggestions are appreciated.
- More data and supportive research, not just opinions.
 - More time for questions.

7. You are:

Affiliation	%
Academia/university	30%
Business/private sector	10%
Government	20%
Media/press	0%
Non-profit sector	10%
Researcher	20%
Student	10%

